



# DEWMARK STANDART





## SV 23/65/...

### Profile with a flexible insert

- For walls and floors In case of low pedestrian traffic
- Easy installation
- Attractive appearance
- Wide range of insert colors
- Joint width up to 65 mm



### Technical Information

Profile	Joint width, F (mm)	Joint height, H (mm)	Visible width of profile, S (mm)	Overall width of profile, Sm (mm)	Horizontal movement, ΔF (mm)	Vertical movement, ΔFh (mm)	Allowable loads, kN
SV 23/65/15	65	15	70	194	24 (+12/-12)	20 (+10/-10)	Pedestrian 
SV 23/65/20	65	20	70	174	24 (+12/-12)	20 (+10/-10)	Pedestrian 
SV 23/65/30	65	30	70	205	24 (+12/-12)	20 (+10/-10)	Pedestrian 
SV 23/65/50	65	50	70	205	24 (+12/-12)	20 (+10/-10)	Pedestrian 
SV 23/65/70	65	70	70	194	24 (+12/-12)	20 (+10/-10)	Pedestrian
SV 23/65/80	65	80	70	194	24 (+12/-12)	20 (+10/-10)	Pedestrian

### Corner version (joint along wall)

All profiles are angled version denotes the index "E" (example: SV-E 23/50/50)

**Material:** Aluminium 6060, Plasticized PVC (UV and ozone resistant; operating temperature range:-30°C...120°C)

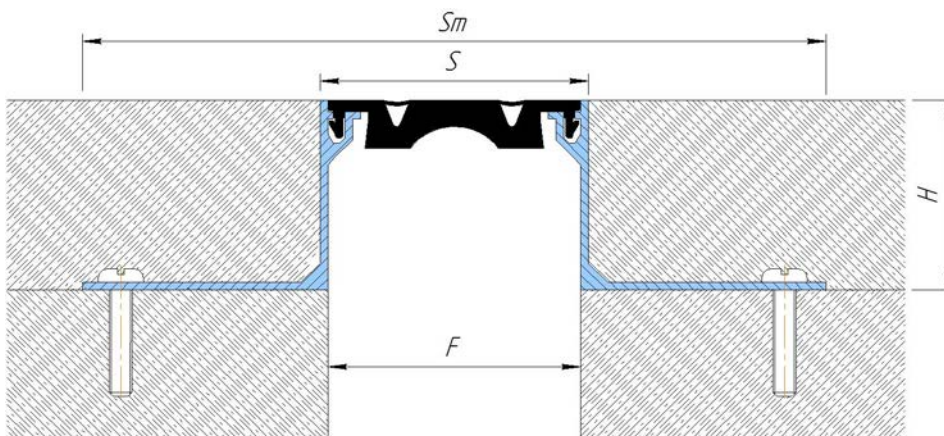
**Color:** black , grey (7035), beige (1015)

**Standard length:** Aluminium - 3 meters, insert - 25 meters

**On order:** Any desired color insert to the RAL catalogue

**Extras:** A profile can be equipped with various inserts (see page "insert options")

**Installation:** Roughness of a surface on which the profile is fixed have to be eliminated by MAPEGROUT leveling solution or similar. Aluminum profiles have to be installed on both sides of a joint and are snugged by anchors, regarding the recommendations about the choice of a fixture. For simplification of installation of an insert please use WD-40 lubricant (or an analog). Follow recommendations about installation from the brochure "Selection and installation of the Dewmark profiles. General recommendations".



SV 23/65/50